Product Technical Data:

Model: LFS-FLA / LFS-FLCA Freestanding Canopy System

Material:
- Aluminum: 6000 Series (Extruded), 5000 Series (Plate)
- Carbon Steel: A-36 (Struct. Shapes), A-500 (Tube), A-36 (Plate)

Standard Modular Sizes:
- Width: Unlimited
- Projection: Unlimited

Support Structure Options:
- Header Beam Assemblies:
  - Material: Aluminum or Carbon Steel
  - Size and Spacing: As required for canopy configuration
- Spreader Beam Assemblies: *If Req'd*
  - Material: Aluminum or Carbon Steel
  - Size and Spacing: As required for canopy configuration
- Post Assemblies:
  - Material: Aluminum or Carbon Steel
  - Size and Spacing: As required for canopy configuration
  - Base Plate: As required for canopy configuration

Canopy frame sections, and substructure assemblies are fully welded and shipped ready for field installation. Custom configurations available upon inquiry, and may require additional engineering.

Finish Options:
- 2-Part Polyurethane Paint Coating
- Polyester Powder Coating
- *PVDF Coating

Finish Warranty Options:
- 2-Part Polyurethane Paint - 3-Year
- High-Performance Polyester Powder Coating - 5-Year
- (Available in standard colors or wood grain finish)
- FEVE / PVDF Powder Coating - 10-Year
- *70% PVDF Liquid Coating - 20-Year

(*) Inquire for availability and pricing

GENERAL NOTE:
PANEL-TO-BUILDING CONNECTION TYPE, HARDWARE, AND ATTACHMENT SPACING SHALL BE DETERMINED BASED ON SITE-SPECIFIC WALL CONSTRUCTION, AND APPLICABLE ENGINEERING REQUIREMENTS.

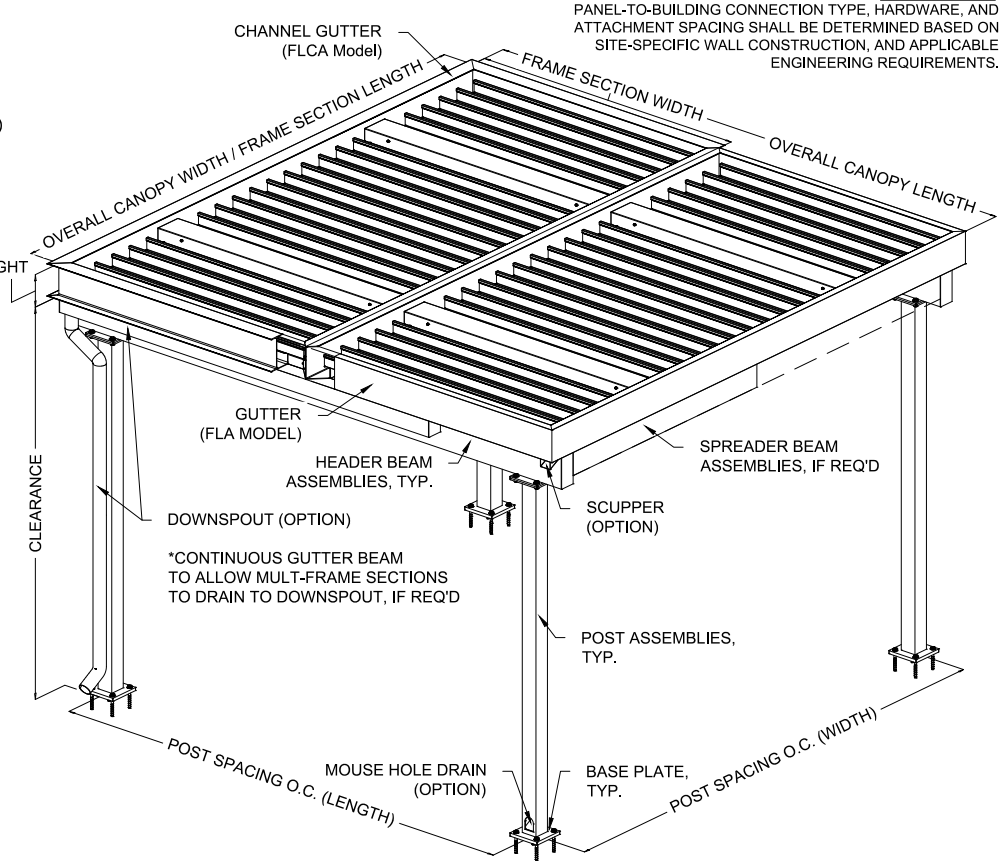

1 Gutter Options
AXON. VIEW N.T.S.

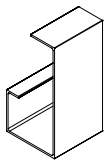

Gutter
Size: 6", 8", 10", 12" x 4"

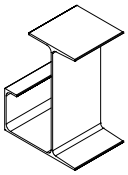

Channel Gutter
Size: 8", 12" x 5-1/2"

2 Fascia Option
AXON. VIEW N.T.S.

Formed Channel Fascia
Size: 12"-24" x 2"

5 Light Housing Option
AXON. VIEW N.T.S.

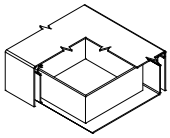

Std. Light Housing
Size: Std. 5" x 5" w/ Cap

3 Decking Option
AXON. VIEW N.T.S.



(Recessed Flat Soffit: 6" x 3", 8" x 2" Interlocking Pan Decking)

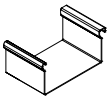

4 Water Drainage Options
AXON. VIEW N.T.S.

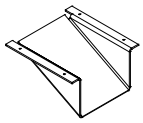

Scupper
Size: Std. Formed

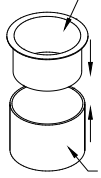

Downspout Stub
Size: Std. 3" Dia.

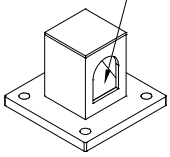

Mouse Hole Drain
Size: Std. Size

6 Typ. Section and Structure Connections
SECTION AND AXON. VIEW N.T.S.

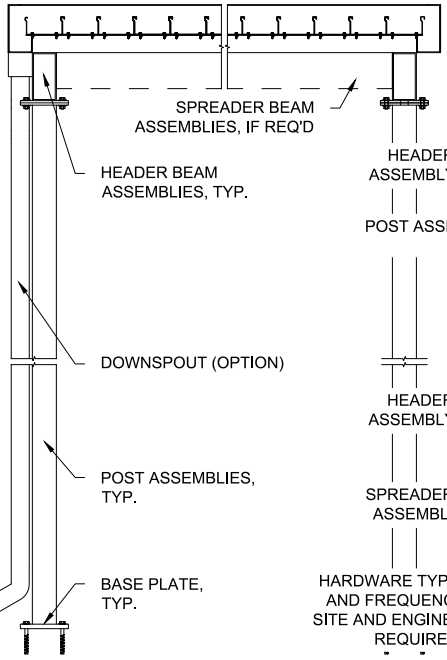

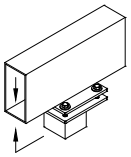

Header Beam to Post
(Connecting Plate Option)

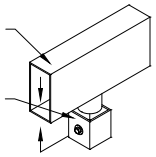

Header Beam to Post
(Post Sleeve Option)

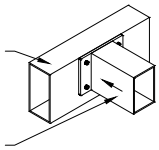

Spreader to Header Beam

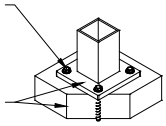

Post Base Plate

LAWRENCE
FABRIC & METAL STRUCTURES
An Employee Owned Company
Your Imagination Is Our Vision
3509 Tree Court Industrial Blvd.
St. Louis, Missouri 63122
636.861.0100 636.861.0150 fax
THIS DRAWING IS THE PROPERTY OF LAWRENCE FABRIC AND METAL STRUCTURES INC. AND MAY NOT BE REPRODUCED WITHOUT PERMISSION.

PRODUCT / MODEL TYPE	DRAWN BY	
FLAT METAL CANOPY LFS-FLA / LFS-FLCA Flat Soffit Interlocking Pan Decking *Freestanding Substructure	E. MOORE	
	DATE	
	02/10/2026	
	REV.	SCALE
	1	N.T.S.
	SHEET NO.	
	1 OF 1	

METAL CANOPIES

LAWRENCE
FABRIC & METAL STRUCTURES

"YOUR IMAGINATION IS OUR VISION"

Lawrence Fabric & Metal Structures, Inc || 3509 Tree Court Industrial Blvd., St. Louis, MO 63122
Phone: (636)861-0100 || Fax: (636)861-0150 || Email: sales@lawrencefabric.com || Web: www.lawrencefabric.com

An Employee Owned Company