

Model: Post Supported LFS-FLA/LFS-FLCA

Material:

- Extruded aluminum (6063-T6)

Fabrication Method:

- Fully welded frame with mechanically fastened supports

FLA - Standard Fascia Profile:

- 8", 12" in stock (Over 12" requires upper or lower extension)
- 6", 10" (check availability)

FLCA - Channel Fascia Profile:

- 8", 12"

Decking:

- 3" x 6" aluminum (6063-T6) interlocking pan
- M-Core corrugated metal sheet
- U-Panel corrugated metal sheet

Water Dispersal:

- Include scupper (s)
- Include sleeve to accommodate downspout
- Aluminum gutter beam w/downspout
- Internal drainage through substructure/post (aluminum only)
 - Mouse hole drains w/diverter plates

Width:

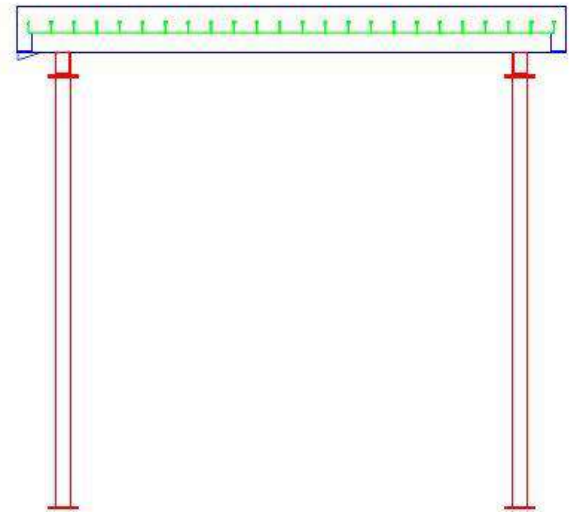

- Unlimited
- Frame sections of 24'0" – 30'0" max (if larger inquire)

Support Post:

- Variable sizes
- Internal gutter
- Aluminum
- Galvanized steel
- Black steel

Finish:

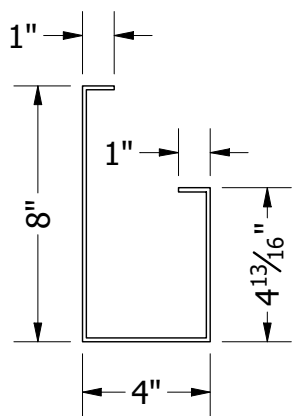

- AAMA 2603 Compliant Powder Coat 1 yr warranty
- AAMA 2604 Compliant Powder Coat 5 yr warranty
- AAMA 2505 Compliant Finish 10 yr warranty
- AAMA 2604 Compliant Special Wood Grain (aluminum interlocking pans only)
- 2-part Polyurethane Factory Applied Finish
- Kynar Finish Available Upon Request



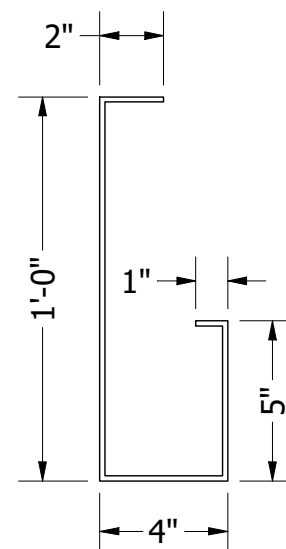
Call for any further details including but not limited to material, temper, thickness, paint and design.



LFS-POST SUPPORTED FLA

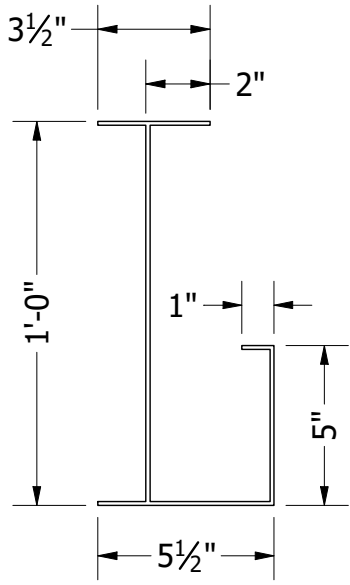
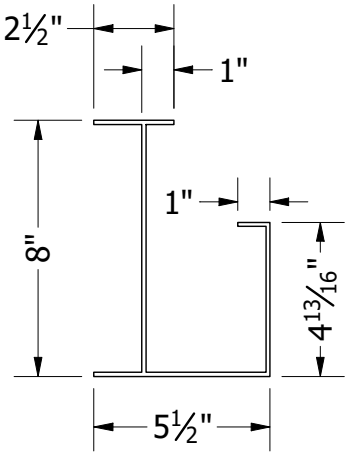
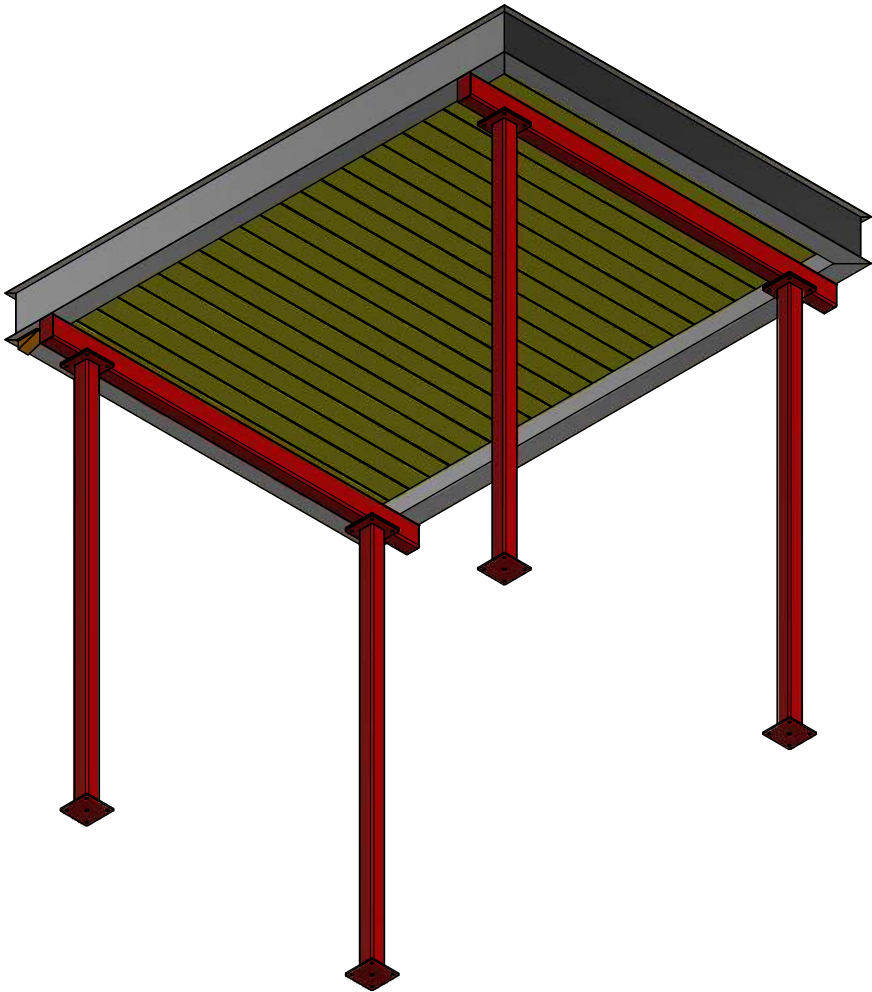
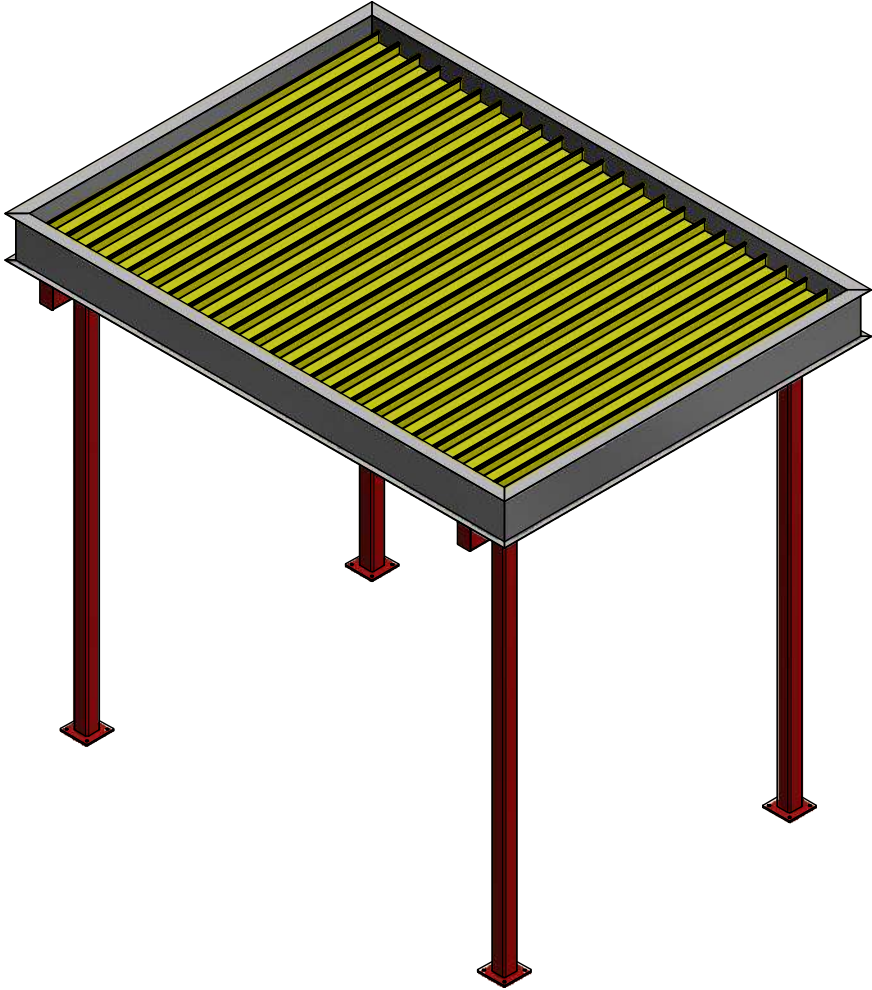


STANDARD 8" PROFILE



STANDARD 12" PROFILE

LFS-POST SUPPORTED FLCA



8" PROFILE WITH FLANGE

12" PROFILE WITH FLANGE

METAL CANOPIES

LAWRENCE
FABRIC & METAL STRUCTURES



"YOUR IMAGINATION IS OUR VISION"



Lawrence Fabric & Metal Structures, Inc || 3509 Tree Court Industrial Blvd., St. Louis, MO 63122
Phone: (636)861-0100 || Fax: (636)861-0150 || Email: sales@lawrencefabric.com || Web: www.lawrencefabric.com



An Employee Owned Company